



2019-2020 MAP TESTING SUMMARY | GRADES 3-8

Measures of Academic Progress (MAP) assess student growth in Language, Math, Reading, and Science. The test is administered on a Chromebook in the fall, winter, and spring (none due to Safer at Home Order). Questions are adaptive and change according to correct or incorrect student responses. MAP data provides insights to inform instruction and track student growth. The WELS Commission on Lutheran Schools has helped implement MAP testing in WELS schools across the country. Our Redeemer will use the MAP assessment to ensure the effectiveness of our instruction and support students in their learning. For more details about the MAP assessment, please see NWEA's [A Parent's Guide to MAP](#).

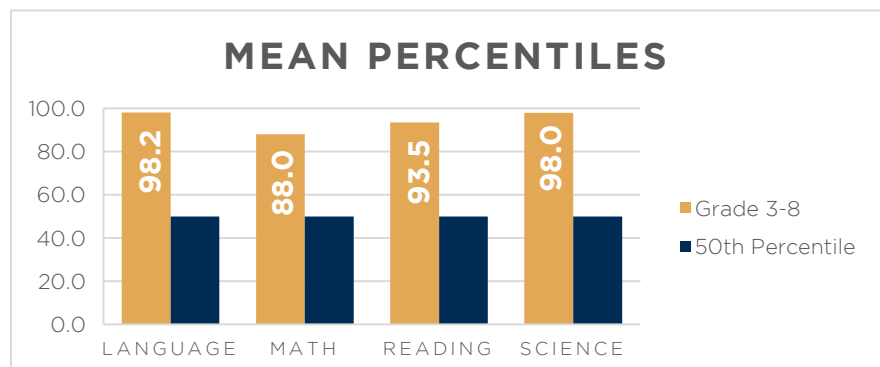
MAP is common in schools because it has a high level of reliability and validity. National student testing data from a variety of schools, both public and private, create the norm reference point. However, the tests do not measure a student's potential for learning, daily work habits, growth mindset, problem-solving skills, creativity, drive to complete a task, etc. Consider test scores alongside teacher professional judgment, a variety of assessments, and classroom observations. MAP helps give an understanding of the educational profile of each learner, but it is not the only piece of data to consider.

Due to the Safer at Home Order, students only completed the fall and winter sessions. An ORLS snapshot is on the reverse of this page. The Mean Percentiles chart averages all of the students' percentile rank by subject. ORLS is compared against schools across the nation that took the MAP assessment. The 50 percentile mark divides the national data in half, half of the students score above this point and half score below this point. The second comparison contains an average RIT score compared with the 2015 grade level norm and a grade 11 norm. The [RIT score](#) is a test score used to identify grade-level equivalency for a student. Class populations less than ten students may see some skewing in the averages because of either high or low performance. Historically, ORLS students test at significantly higher levels than other schools in the United States and typically above other WELS schools. The overall scores show ORLS has high academic expectations, a strong curriculum, effective instruction, and supportive families and teachers. The cumulative effect of a PK-8 education at ORLS is seen in the abilities and readiness of our graduates.

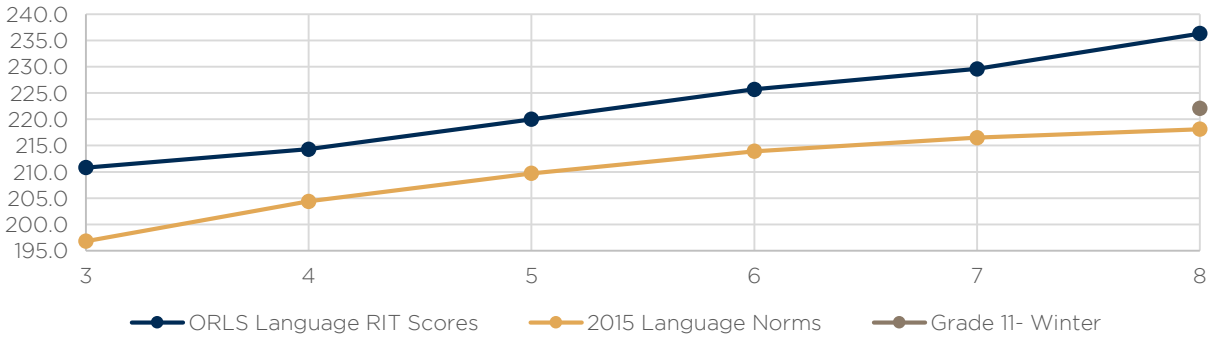
Our Redeemer promotes academic excellence as we equip our students for success in high school and lives of service after their formal education. An education at Our Redeemer will reap results in this life, but more importantly, our students hear Jesus saving Word every day. Their faith is nourished and strengthened for life eternal in heaven. Thank you for your support and dedication to ORLS. To God alone be the glory, great things he has done.

In Christ,

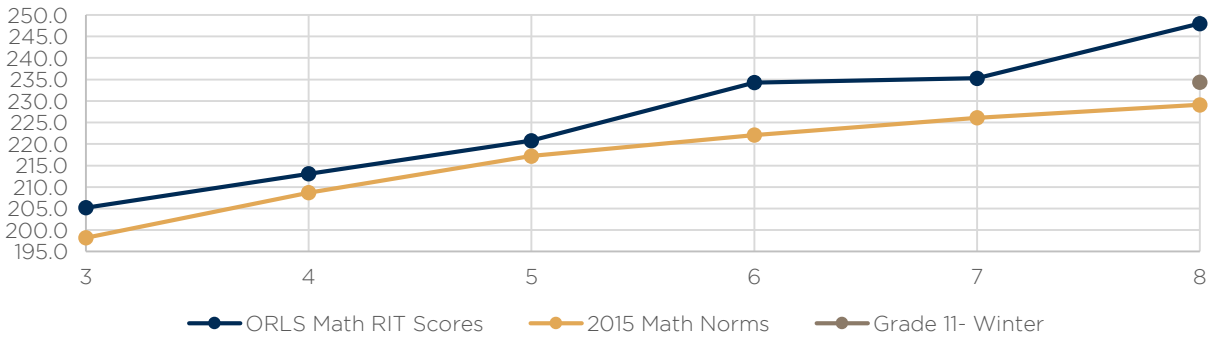
Principal Peck



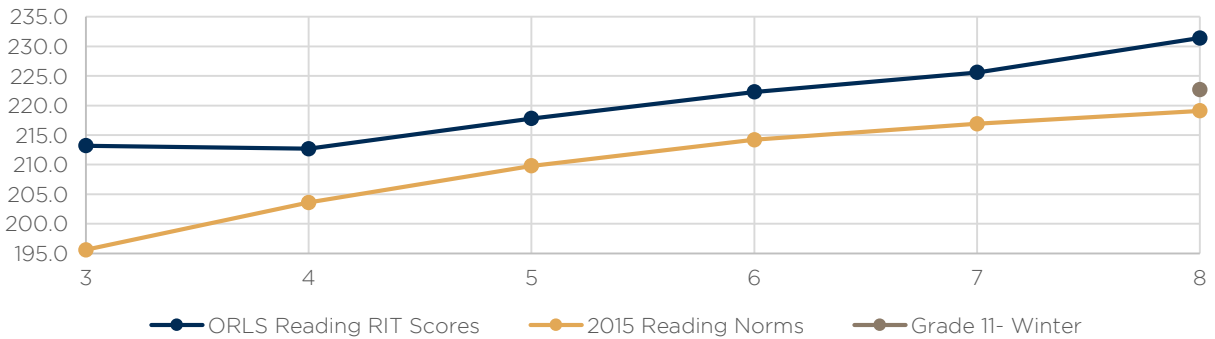
LANGUAGE MEAN RIT SCORES



MATH MEAN RIT SCORES



READING MEAN RIT SCORES



SCIENCE MEAN RIT SCORES

